



**MATHS**

**“D to C”**

**IMPACT SESSIONS**



Neil Barber (Education Consultant)  
Phoenix Education Reports and Services Ltd.  
Email: [neil.barber@phoenixeducation.info](mailto:neil.barber@phoenixeducation.info)  
Phone: 07722 578742

## MATHS “D to C” IMPACT SESSIONS

Maths Impact Sessions are aimed at taking students from grade D up to grade C in GCSE Maths. They are primarily used as three hour enhancement sessions in key broad areas of maths for up to 50 students. Each session covers essential prior knowledge and uses staged progression to develop this forward to the top of grade C.

The sessions are led by an outstanding facilitator with vast experience of teaching students of all abilities and backgrounds. Student to student interaction, student to facilitator interaction, various assessment techniques and higher level questioning underpin each session.

Impact Sessions are designed to be used as monthly enhancement sessions throughout the school year. The sessions are suitable for use during the normal school day, as Saturday schools or as holiday schools.

The impact of each session will be measured for all students. This will lead to an “Impact Rating” for each student as well as an overall “Impact Rating” for the whole group. Student feedback on the effectiveness of the session will also be produced. This will be delivered to the school within 24 hours.

Impact Sessions can also be used as a series of teaching sessions for smaller numbers of students. These shorter, smaller group sessions can also be hired. This would be at a cheaper, daily rate, rather than the usual, full single session price.

### “FINAL IMPACT” SESSIONS

**“Final Impact” has been written following popular demand from numerous schools. This consists of two half day revision sessions covering key areas right across the syllabus. The first session focusses on the non-calculator paper and the second session on the calculator paper. It is suggested that these are booked to run as close to the actual exams as possible. See full details on pages 12 and 13.**

## “D to C” IMPACT SESSIONS

### INDEX

Algebra 1

Algebra 2

All about Triangles

All about Number

All about Angles

Percentage, Value and Ratio

Shape and Size

All about Data

## “D to C” IMPACT SESSION

### ALGEBRA 1

#### UNIT CONTENTS:

Basic simplifying including like and unlike terms

Use of powers

Common errors

Expanding brackets

Use of positive and negative numbers

Brackets with negative coefficients

Expanding and simplifying two sets of brackets

Expanding and simplifying two sets of brackets incorporating negative coefficients and powers

Multiplying two sets of brackets

Factorising

## “D to C” IMPACT SESSION

### ALGEBRA 2

#### UNIT CONTENTS:

Solving by common sense

Equations and solving

Basic method for solving equations

Solving equations involving brackets

Solving equations with unknown on both sides

Common errors

Solving equations involving brackets with unknown on both sides

Using equations to solve problems

Using “Trial and Improvement” to solve equations

## “D to C” IMPACT SESSION

### ALL ABOUT TRIANGLES

#### UNIT CONTENTS:

Area of a triangle

Area of compound shapes involving triangles

Types of triangles

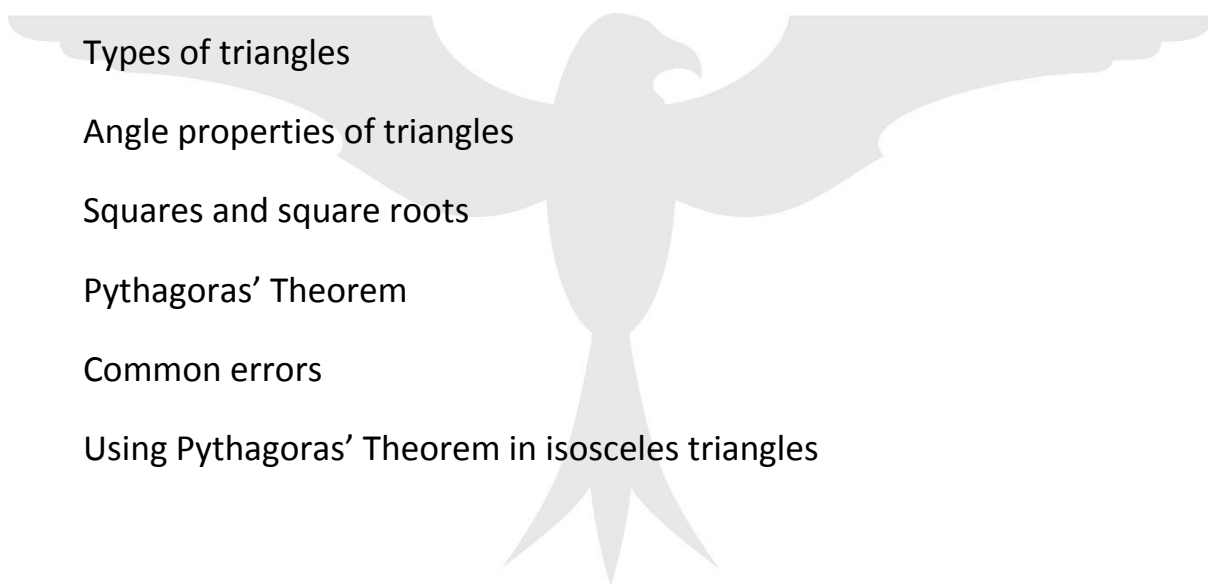
Angle properties of triangles

Squares and square roots

Pythagoras’ Theorem

Common errors

Using Pythagoras’ Theorem in isosceles triangles



## “D to C” IMPACT SESSION

### ALL ABOUT NUMBER

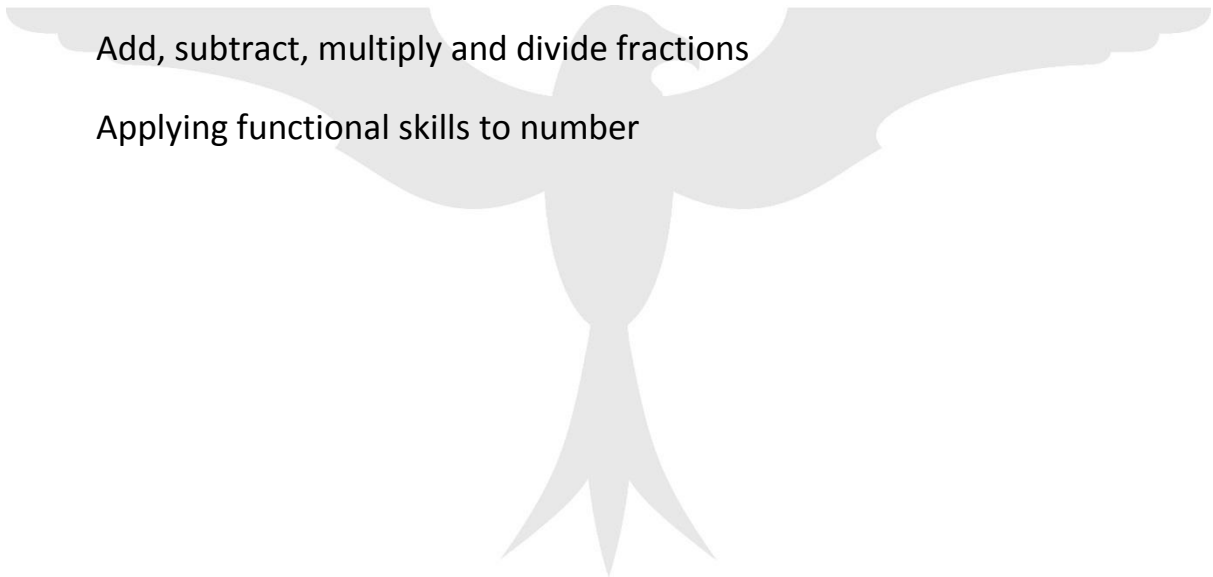
#### UNIT CONTENTS

Add, subtract, multiply and divide whole numbers

Add, subtract, multiply and divide decimals

Add, subtract, multiply and divide fractions

Applying functional skills to number



## “D to C” IMPACT SESSION

### ALL ABOUT ANGLES

#### UNIT CONTENTS

Basic angle facts

Angles in triangles and quadrilaterals

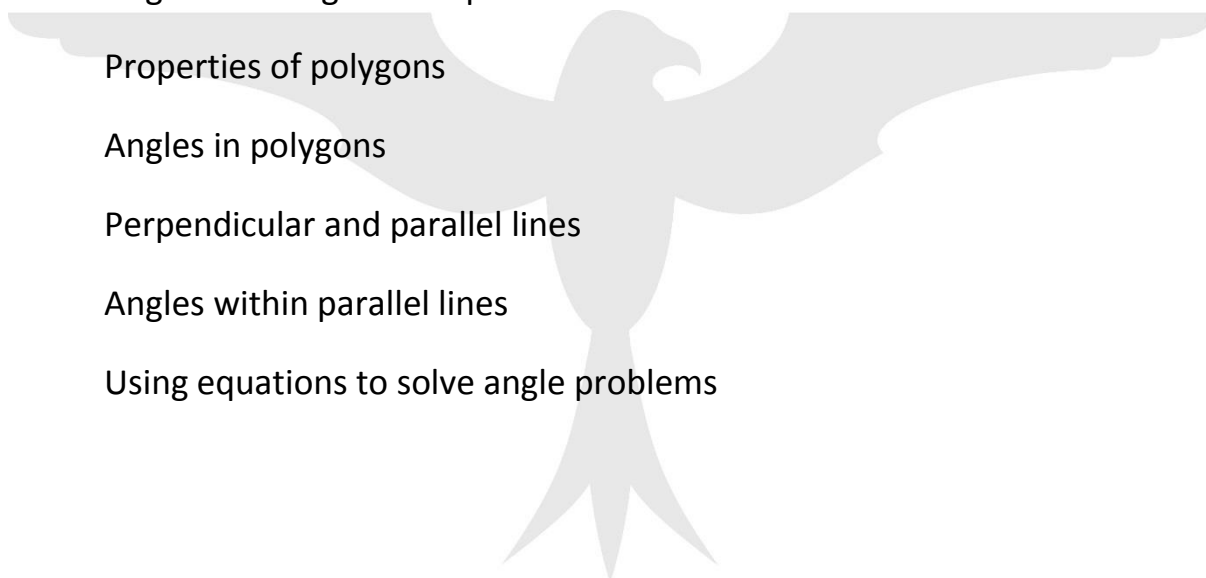
Properties of polygons

Angles in polygons

Perpendicular and parallel lines

Angles within parallel lines

Using equations to solve angle problems





# “D to C” IMPACT SESSION

## PERCENTAGE, VALUE AND RATIO

### UNIT CONTENTS

Meaning of percentage

Common percentages

Percentage of a quantity without a calculator

Percentage of a quantity with a calculator

Finding percentages

Percentage increase and decrease

Ordering fractions, decimals and percentages

Unitary method

Value for money

Ratio problems

## “D to C” IMPACT SESSION

### SHAPE AND SIZE

#### UNIT CONTENTS

Area of 2D shapes

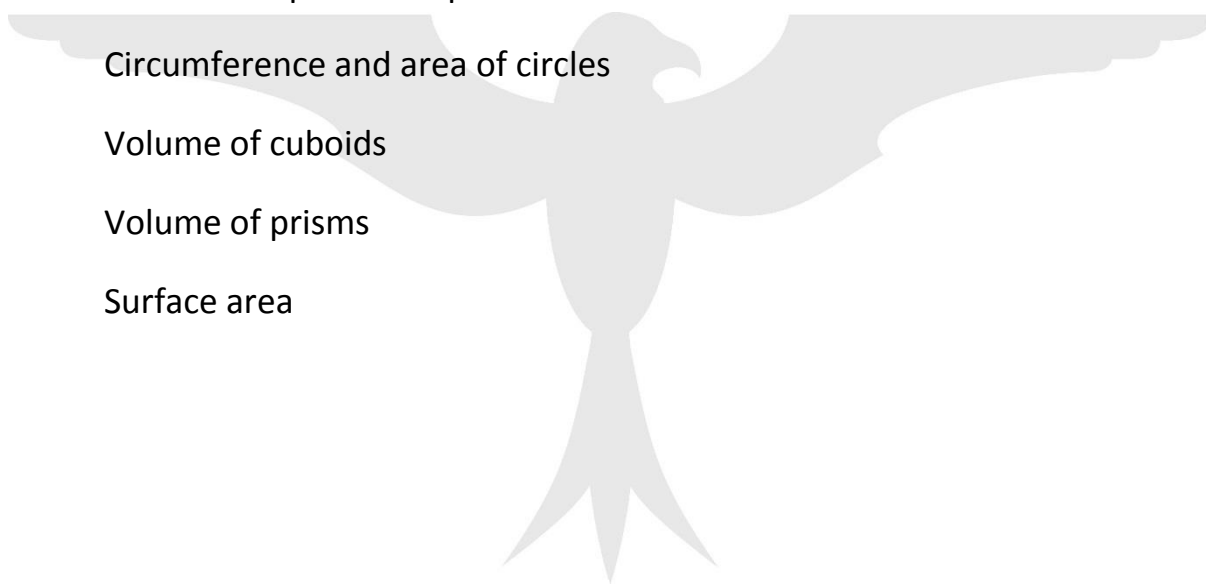
Area of compound shapes

Circumference and area of circles

Volume of cuboids

Volume of prisms

Surface area



## “D to C” IMPACT SESSION

### ALL ABOUT DATA

#### UNIT CONTENTS

Data collection

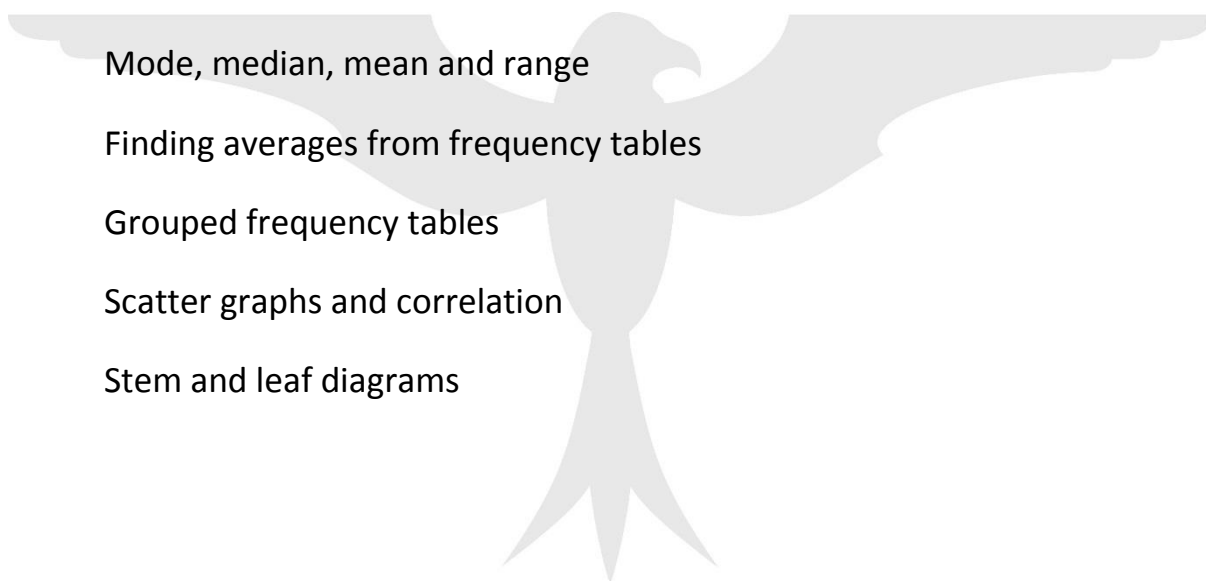
Mode, median, mean and range

Finding averages from frequency tables

Grouped frequency tables

Scatter graphs and correlation

Stem and leaf diagrams



## **“FINAL IMPACT”**

### **GCSE MATHS REVISION – TWO HALF DAY REVISION SESSIONS**

**FOCUS AUDIENCE: GRADE D STUDENTS AIMING FOR GRADE C**

- “Final Impact” consists of two half day revision sessions specifically written in accordance with requests from numerous schools.
- Covers key areas right across the GCSE Maths syllabus up to grade C.
- Two intensive 3 hour interactive presentations which use exam type questions from grade D to high grade C, exclusively.
- Trains and reinforces students’ knowledge, skills and exam technique, focussing on achieving grade C.
- Session 1 covers non-calculator paper topics.
- Session 2 covers calculator paper topics.
- Caters for groups of up to 50 students.
- Suitable for delivery as half-day sessions during the normal school day.
- Can also be delivered as Saturday school sessions.
- Suitable also for delivery as a holiday school sessions.

# **“FINAL IMPACT”**

## **SESSION CONTENTS:**

Number:

Functional skills

Percentages

Percentage problems

Ratio

Algebra:

Simplifying Brackets

Expand and simplify

Factorising

Solving equations

Using equations to solve problems

“Trial and improvement” method

Geometry and Measures:

Circumference and area of a circle

Circle problems

Angles in polygons

Volume of a prism

Surface area

Pythagoras’s Theorem

Statistics and Probability:

Stem and leaf diagrams

Correlation

Averages from frequency tables



**Phoenix Education Reports and Services Ltd.**

**Contact: Neil Barber (Education Consultant)**

**Email: [neil.barber@phoenixeducation.info](mailto:neil.barber@phoenixeducation.info)**

**Phone: 07722 578742**